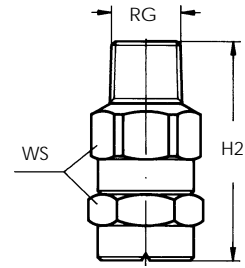
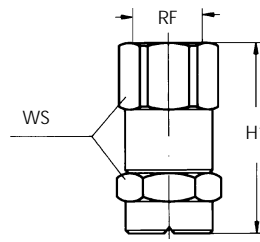



# BB/BD

## FULL-CONE NOZZLES

### SQUARE SPRAY



BB/BD nozzles produce a full-cone, square spray pattern. This shape is ideal in applications where complete coverage of a surface is required. Its ability to impact a surface with square coverage is often useful when uniformity of deposition is a requirement.

The three-piece construction allows for easy disassembly and cleaning.

Connection: BB (female thread)  
BD (male thread)

Materials: Brass (T1)  
303 stainless steel (B1)  
316 stainless steel (B3) on request

Notes: The spray angle is measured on the sides of the square section, not at the vertices.

The square section of spray rotates with distance as the drops move away from the nozzle.

Nozzle code	RF/RG	D	D1	Flow rates (gpm) at various pressures (psi)												Spray angle			Dimensions		
																7	20	80	H1	H2	WS
				5	7	10	20	30	40	60	80	100	150	psi	psi	psi					
● ● 1270xxSN	1/8"	0.063	0.051	0.24	0.29	0.34	0.49	0.60	0.69	0.84	0.97	1.1	1.3	40	52	47	17/32"	19/32"	9/16"		
● ● 1440xxSN		0.087	0.051	0.40	0.47	0.56	0.79	1.0	1.1	1.4	1.6	1.8	2.2	60	66	60					
● ● 1740xxSN	1/4"	0.114	0.063	0.67	0.79	0.94	1.3	1.6	1.9	2.3	2.7	3.0	3.7	62	67	61	115/32"	137/64"	111/16"		
● ● 1890xxSN		0.130	0.063	0.8	1.0	1.1	1.6	2.0	2.3	2.8	3.2	3.6	4.4	70	75	68					
● ● 2133xxSN	3/8"	0.157	0.095	1.2	1.4	1.7	2.4	2.9	3.4	4.2	4.8	5.4	6.6	71	75	68	113/16"	153/64"	7/8"		
● ● 2210xxSN	1/2"	0.216	0.126	1.9	2.2	2.7	3.8	4.6	5.4	6.6	7.6	8.5	10.4	71	75	68	27/32"	27/32"	1"		

Accessories such as line filters are available. Refer to the Accessories section of this catalog or contact us for further information.

