



6

Sugar cane

Canne à sucre

Benefits:

- Rapid blade change, with worldwide patent, which reduces changing time by 50%.
- Reduced risk of accidents due to cuts by blade.
- Universal: it does not require any disc base support or counter blade.

Characteristics:

- Special strength steel, resistant to cutting and wear.
- Special heat treatment.

Use:

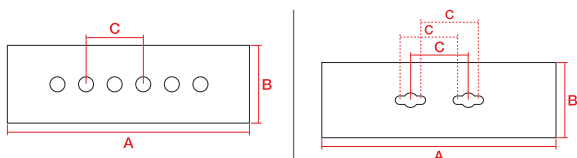
- 3 different qualities for each type of soil
- RED, inPHInium for abrasive and high requirement soils
- WHITE, for normal soil conditions
- GREEN, for stony soils


Avantages:

- Changement rapide des couteaux breveté mondialement qui réduit de 50 % le temps de changement.
- Réduction du risque d'accidents par coupure avec le couteau.
- Universel : aucun support de disque de base ni contre-lame n'est nécessaire.

Caractéristiques:

- Acier spécial résistant à la coupe et à l'usure.
- Traitement thermique spécial.

Utilisations:**15600 CC BASE CUTTER / 15600 CC COUTEAU DE BASE**

Ref. Réf.	→ ←	Positions	Number of edges Nb. tranchants	Grs.	A	B	C	
15600-5-CC-42	5	4	2	730	270	90	52	30
15600-5-CC-44	5	4	4	730	270	90	52	30
15600-5-CC-62	5	6	2	680	270	90	52	30
15600-5-CC-64	5	6	4	680	270	90	52	30

The angle of the edge in these references is 15°. However, Bellota also has a special range with 27°.

Range of blades adapted to different types of soils and uses. RED, inPHInium for abrasive and high requirements soil. WHITE for normal condition of the soil. GREEN for hard and stony soils.

15600-CC-42



15600-CC-44



15600-CC-62




15600-CC-64



15600 CC DISC



15600 CR QUICK-CHANGE BASE CUTTER / 15600 CR COUPEAU DE BASE CHANGEMENT RAPIDE

Ref. Réf.	→ ←	Positions	Number of edges Nb. tranchants	Grs.	A	B	C	
15600-5-CR-22	5	4	2	620	270	90	52	30
15600-5-CR-24	5	4	4	620	270	90	52	30
15600-5-CR-32	5	6	2	600	270	90	52	30
15600-5-CR-34	5	6	4	600	270	90	52	30

These blades are supplied with a washer that has to be properly placed in the flared surface.

Quick change blades with worldwide patent, which reduces changing time by 50%. / Changement rapide des couteaux breveté mondialement qui réduit de 50% el temps de pose.

Range of blades adapted to different types fo soils and uses. RED, inPHInium for abrasive and high requirements soil. WHITE for normal condition of the soil. GREEN for hard and stony soils.

The angle of the edge in these references is 15°. However, Bellota also has a special range with 27°.

15600-CR-22



15600-CR-24



15600-CR-32



15600-CR-34



15600 CR DISC



SUGAR CANE ADAPTABLE

CANNE À SUCRE ADAPTABLE

Characteristics:

- All parts are tempered, which improves performance and lifetime.
- Fan blades last 76% more others from competitors.

Use:

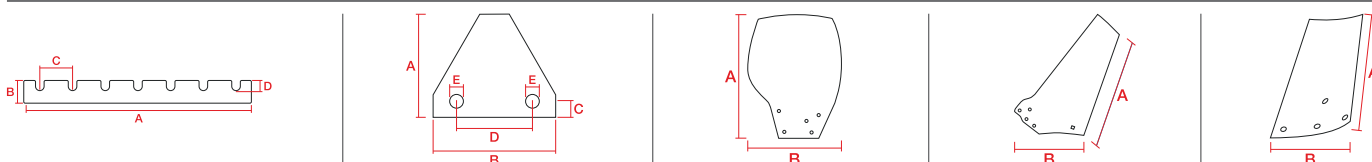
For CASE and JOHN DEERE harvesters.

Caractéristiques:

- Toutes les pièces sont trempées, ce qui améliore leur rendement et leur longévité.

Utilisations:

Pour moissonneuses de CASE et JOHN DEERE.



15601 / 15601

Ref. Réf.	Original Ref. Réf d'origine	Adaptable	→ ←	B	A	C	D		Grs.
15601-CS	87214899	Case	8	65	847	120	28	4	2.560
15601-JD	243005174	John Deere	8	95	847	120	41/48	4	4.650

15601-CS

15601-JD



15604 / 15604

Ref. Réf.	Original Ref. Réf d'origine	Adaptable	→ ←	B	A	C	D	E		Grs.
15604-A	240059956	John Deere	2,7	76	83,5	25	50,8	8,5	25	90
15604-B	87213869	Case	2,7	76	83,5	25	53,5	8,5	25	90

15604-A

15604-B



15602 / 15602

Ref. Réf.	Original Ref. Réf d'origine	Adaptable	A	B		Grs.
15602-CS	444825A1	Case	487	362	4	8.610
15602-JD	1191396297	John Deere	690	345	4	8.490


Hardened, inPHInium range for abrasive and high requirements soils.
Last 76% more than the competitors

15602-CS

15602-JD



15603 / 15603

Ref. Réf.	Original Ref. Réf d'origine	Adaptable	A	B		Grs.
15603-CS6	87231810	Case	346	230	3	2.960
15603-JD6	1190286278	John Deere	341	215	3	2.720

Hardened / Trempé
Last 76% more than the competitors

15603-CS



15603-JD

